

Tech Stuff - Corey Dahl



Educational Service Unit #8 - Neligh, NE 68754 - 402-887-5041 - <http://www.esu8.org>

Delicious - “Mmmmm” A Site To Look At

<http://delicious.com/>

Have you ever been at a computer that’s not yours and couldn’t remember the website you found a couple of days, hours, or minutes ago? Do you ever find yourself in a lab full of computers and wish you

had all of your personal bookmarks at your fingertips?

Do you ever wish you could see

bookmarks of other people who are more web savvy than you are? Wouldn’t that be nice? Well, it is possible and the place to visit is “Delicious!”

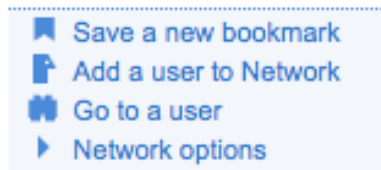
Delicious is a FREE “social” bookmarking service. You can get to your websites from anywhere that you are connected to the internet.

If you have a great website that you’ve just found and KNOW that your friends would also want to see it, place it on Delicious. It works the other way as well. Your friends know that you are researching a topic, for instance, “Podcasting.” Your friends find an article about “Podcasting” and place it on Delicious. Now, because you use the “Subscription and Network” features of Delicious, you now also have that link! Of course, not only your friends can

see your bookmarks, other people can as well (unless you make your Delicious bookmarks “private”).

Networking is the beauty of Delicious. Let’s say you have a tech-savvy friend or co-worker that seems to be up on the latest information and you know that they use Delicious. Then the “Add a user to Network” feature is where you go to add their username to the “My Network” link on your Delicious Homepage (under the “People” drop-down).

I am a new user to Delicious and I have found a few people to add to my network (based on recommendations from other people). I think it’s worth your time to check it out...unless you prefer the old fashioned way of finding articles yourself! Check out their blog at <http://blog.delicious.com/>. My delicious address is cdahl1 (that’s cdahl and the number 1). People/Go to a User/cdahl1





Jott

<http://jott.com/>

The next site worth exploring is Jott. With this online application, you use your phone to create email or text

messages, to-do-lists, reminders, Twitter updates, add events to Google calendar and more. How does it work? Jott is a "Voice-to-Text" application. What you do is, call Jott on your cell phone then Jott turns your voice note into an email and/or text message and

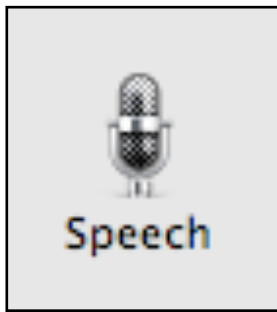
sends it for you. So, if you're on the road and aren't by a computer and want to send an email or text message without having to type it...just "Jott" it!

There are three plans, right now, that you can use: Jott Basic (Free), Jott (\$3.95/month) and Jott Pro (\$12.95/month). Of course with each level you get more and more options!

I currently use the FREE plan and it seems to fit my needs!

Jott blog: <http://jott.com/jotters/>

Tip! (Mac 10.5.x)



If you have an important email or document to send and you want to hear it read back to you, then use this feature found on your Mac.

Go to:
System Preferences/Speech

Then check the box "Speak selected text when the key is pressed" and click on the "Set Key..." button. Choose what key(s) you wish, I'd suggest a combination of keys. Change your System voice (Alex is the best).

Then highlight ANY text (even on a website) and press your keys...and your computer will read your highlighted text to you!

Hippocampus



<http://www.hippocampus.org/>

I am new to Hippocampus but what I see looks interesting! It's a "...Free One-Stop Educational Resource" that provides access to multimedia content on general education subjects like: Algebra, American Govt., Biology, Calculus, Environ. Science, Physics, Stats and US History. Each subject appears to have quality video and text for each lesson in an easy-to-find layout. They even have references to the textbooks, which, at a glance, seem to be numerous. After you sign up, you can create your own "custom page." I believe it's worth your time to investigate!

Only For Fun...?



<http://www.payphone-directory.org/sounds.html>

Here's a site that's kind of funny. It has a long list of phone company recordings that someone, with lots of spare time...recorded! They recordings are available in different formats (MP3 and .WAV).

I listened to a few of them and thought about making them part of my voicemail messages but haven't actually done that yet!

Tech Stuff Podcast



“Tech Stuff” is the name of the podcast you should check out. This podcast is created with educators in mind and is based on needs and/or requests of a teacher, administrator or district. Educators have very busy schedules and can’t always meet together to hear a presentation on a certain topic. The beauty in this type of teaching and learning is that the learning can take place at a time that fits the needs of the individual. Currently I have posted “how to” videos on “PowerMedia Plus” as well as “Google Docs.”

How can you get to this podcast? I’ll give you the options:

Go to the ESU 8 website: <http://www.esu8.org/>

Click on the "ESU #8 School Podcasts" link.

Click on the "Educational Service Unit #8 - Corey Dahl - Tech Stuff" link.

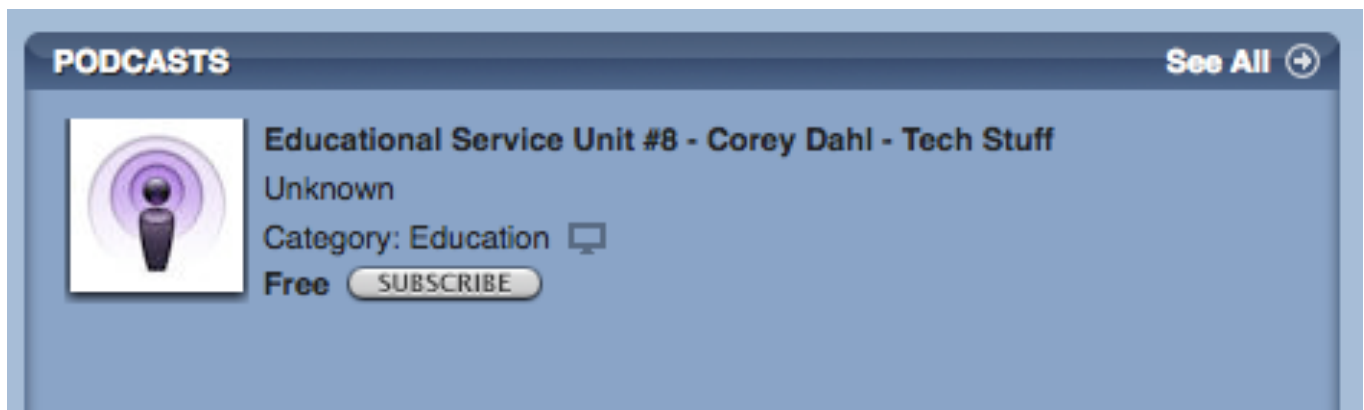
Click on any of the links that are next to "Podcast" (they are blue).

*This option does not download any video to your computer. The videos are being played via the internet. You will need your sound turned up to hear the dialogue.

Use iTunes to find my podcasts (iTunes is made for PCs or Macs and is a FREE download).

If you use iTunes, start that application, then click on iTunes STORE.

Search (upper right hand corner) Type: "Corey Dahl" or “Educational Service Unit”



Then when you see this picture come up: Click on the "Educational Service Unit #8" link.

You can click on any of the links found at the bottom of the next screen and watch the videos through iTunes. By doing this, you are watching them through iTunes and not downloading them to your computer.

If you wish, you can click on "Subscribe" and then any time I make another podcast, you'll get it automatically and it will be downloaded to your computer, when you turn on iTunes and have an internet connection.

PLEASE NOTE: If there are podcasts you’d like to see and hear please let me hear your ideas or needs!